Sales Service 0086 592-8105999

After-Sales Service 0086 592-8105999

Due to the continuous development of the company, the company reserves the right to change the product, operation, technology and other information without making any prior announcement. Therefore, the information in this document is for reference only and does not constitute any invitation or commitment. Evada may modify the above information without prior notice.

EVADA

EVADA (Xiamen) Technology Co., Ltd.

ZIP Code: 361000

Tel: 0086 592-8105999

Fax: 0086 592-5746808

URL: WWW.EVADAPOWER.COM

E-mail: SALES@EVADAUPS.COM

Address: No. 10, Xinyang Road, Haicang District, Xiamen, Fujian, China

Whatsapp Contact

Wechat Contact

www.evadapower.com

HQM2026-1104



HQ-M Series Modular UPS 20-1250kVA

Modular Uninterruptible Power System

EVADA

TABLE OF CONTENTS

1. About Evada	03
2. Modular UPS Overview	04
3. Key Values	05-11
I .HQ-MR Series	06
II.HQ-M Series	07-11
4.HQ-M Composition	12
5.HQ-M Accessories	13
6.HQ-M Series	14-25
7.Cases	26-27

About Evada

Evada Profile

EVADA (Xiamen) Technology Co., Ltd., founded in 1998,with headquarter in Xiamen, currently has 32+ sales and service branches nationwide and 2 branch offices in overseas. The group focuses on the field of power conversion products, energy storage system and data centers. The products cover modular UPS, high frequency UPS, low frequency transformer-based UPS, military-grade UPS, inverters, telecommunication power supplies, data center solutions and other customized products.

The products were widely used in telecommunication, railways, industry, broadcasting and television, medical, national defense, finance, government, education etc. In addition, EVADA has exported to Southeast Asia, Europe, Middle East, Africa etc.

EVADA will continue to implement the core values of self-confidence, efficiency, innovation and transcendence to achieve win-win with customers.

Globalization, localization



- Top 5 UPS brands in China
- China's famous trademark "EVADA"
- A national high-tech enterprise
- 32+ branch offices in domestic market

- 2 branch offices in overseas countries
- Service for high end customers (State Grid, China Mobile,CRRC, etc..)
- ISO9001, ISO 14001, OHSAS18001, CE, RoHS, TLC, CQC certification


Factory assembly line


Factory assembly line


Xiamen Headquarters


Shenzhen Branch


Shenzhen Branch

Evada Modular UPS Overview

Power range: 20-1250kVA
Rated voltage: 380VAC/400VAC/415VAC 3P+N+PE
Rated frequency: 50/60Hz
Product description: Double conversion，Modular design



Application field

- Small, medium and large data centers
- Finance and banking critical infrastructure
- Commercial buildings and industrial complexes
- Healthcare
- Telecommunications bases
- Process control equipment

Modular UPS Product Family

Modules (20~30kVA/40~60kVA/100kVA~125kVA)	 20/25/30kVA/2U	 40/50kVA/3U	 60kVA/3U	 100/125kVA/3U
Embeded System (2、3、4、6modules)	 HQ-M50R/25kVA	 HQ-M100R/25kVA	 HQ-M150R/25kVA	 HQ-M180R/60kVA
System Cabinet (4、7、12modules)	 HQ-M100/25kVA	 HQ-M175/25kVA	 HQ-M300/25kVA	
System Cabinet (5、7、12、14modules)	 HQ-M200/50kVA	 HQ-M300/50kVA	 HQ-M600/50kVA	 HQ-M800/60kVA
System Cabinet (6、12modules)	 HQ-MS625/125kVA	 HQ-M625/125kVA	 HQ-M1250/125kVA	

We develop and manufacture excellent modular products for users, creating the biggest values for customers.

HQ-M UPS provides multiple robust characteristics to minimize risks and make customers satisfied.

With system efficiency as high as 96.5%, HQ-M UPS brings customer low operation expense.

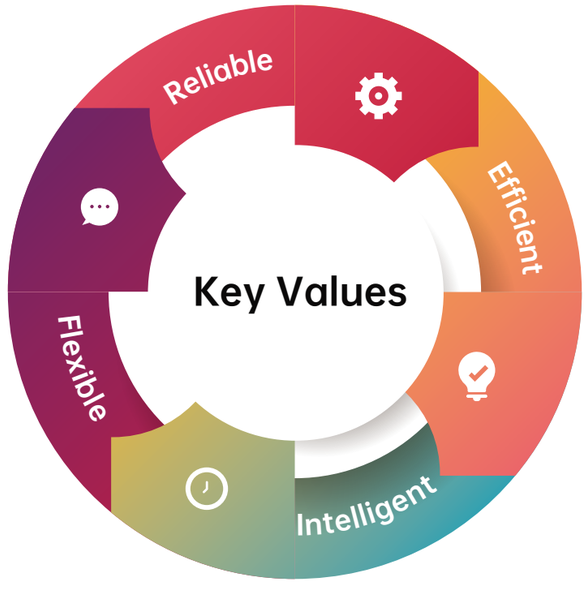

With the availability of 20/25/30/40/50/60/100/125 modules.Customers can make a flexible configuration with 20 to 1250kVA system capacity.

Equipped with smart human machine interfaces, HQ-M fits for all kinds of application requirements.

The Embedded Modular UPS

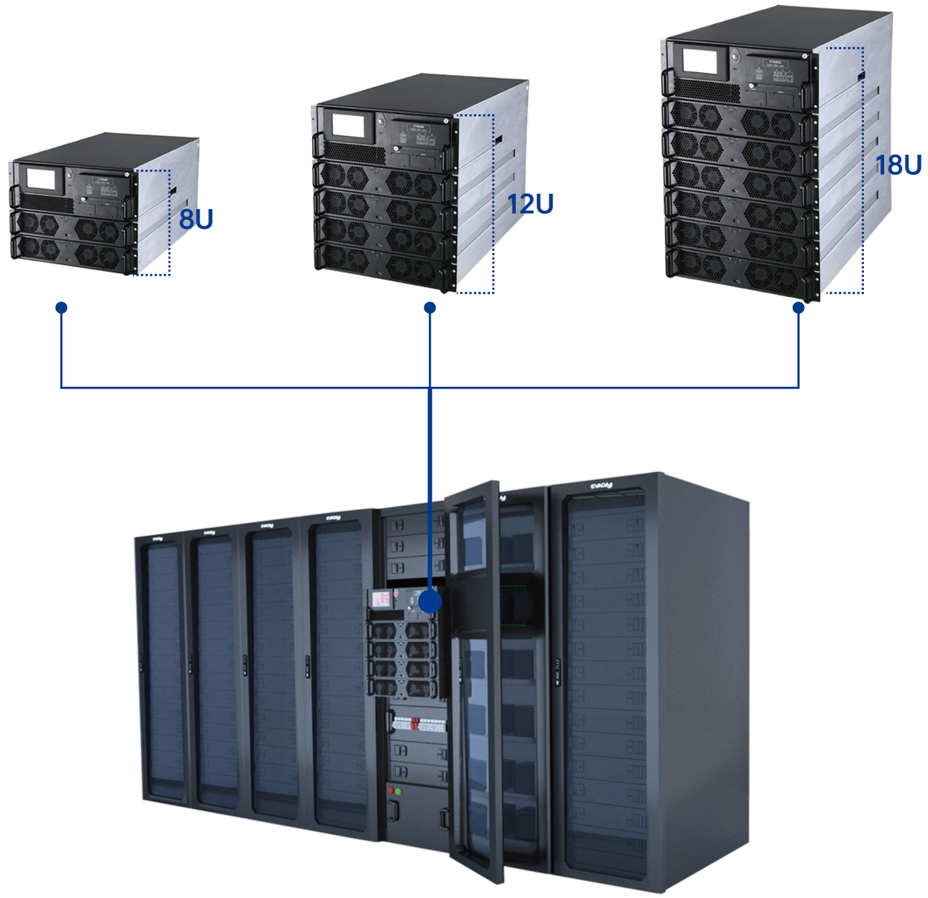

Features: adopt 1 + 1 DSP design to improve system operation and response speed.

Reliable: The system efficiency is as high as 96%; High power density ratio of 2U height for modules.

Efficient: Allowing 2/4/6 modules*20/25kVA modules to achieve different capacity for the system.

Flexible: Embedded installation design for standard 19-inch cabinets; integrated with the power

Simple: distribution modules, batteries, monitoring in one cabinet from 50kVA to 150kVA.

Value decomposition - Reliable

<< 6+1/10+2 Redundancy design

Power module N + X redundancy design, the system can provide up to 20% redundancy capacity under 100% load, reaching the highest level of rack Class B availability.
200kVA = (10+2)*20kVA modules.
500kVA = (10+2)*50kVA modules.
300kVA = (6+1)*50kVA modules.



<< Dual DSP Design

The power module DSP adopts 1 + 1 design to improve the system operation and response speed and reduce the complexity of multi-module parallel control.

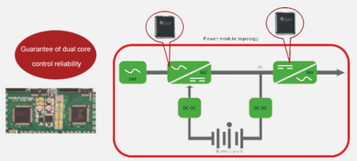

<< Redundancy design for Fans

The redundancy design of intelligent speed regulating fan will not affect the use of the whole module due to the abnormality of a single fan.



<< Redundant Monitoring

With LCD screen and LED indicator on each 50kVA power module, it allows independently monitoring module data and working status, to realize 1 + 1 redundant backup with the system display.



Value decomposition - Reliable

<< High environment adaptability

Power module with three defense design, high efficiency dust-proof, no fear of dust application environment for sensitive components, such as short-circuit, arcing and other fault risks.



<< Decentralized control design

The system adopts decentralized control logic to avoid the risk of single point of failure caused by centralized control and load downtime. With this design, the power modules won't influence the other modules.

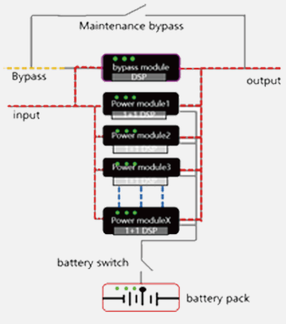

<< High load adaptability

The output power factor is up to 1.0. The loading capacity is increased by more than 10% than traditional UPS to make system more safe and reliable.

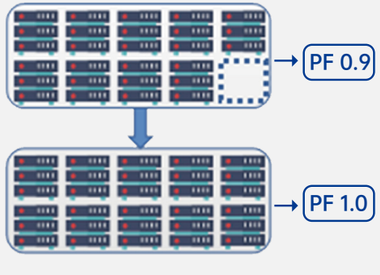

Value decomposition - Efficient

<< High efficiency at double conversion mode

The system efficiency is as high as 96.5%: the energy consumption and operation cost are saved by more than 15% each year. High efficiency significantly lowers operation costs and provides savings in cooling.

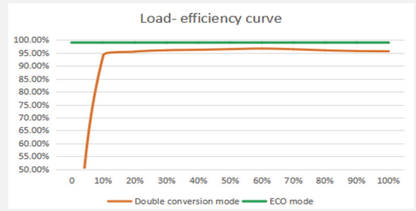

<< High efficiency at ECO mode

- Efficiency is more than 99% to maximize energy-saving.
- The load is powered by static bypass (the input range can be set) and the inverter is in "standby" state.
- If input is abnormal, the UPS will transfer to online mode in milliseconds to ensure power continuity and quality.

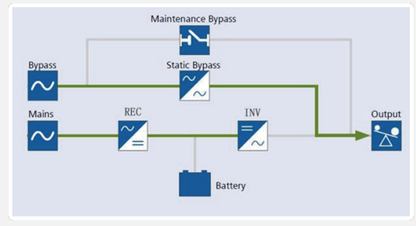

<< Intelligent hibernation function

The hibernation function can improve the efficiency of the system under light load and save energy. And no matter the system is in single mode or parallel mode, both modes are available.

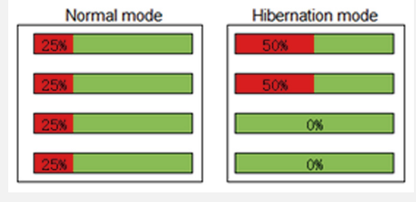

<< Self-aging function

Intelligent and convenient self-aging function is to save energy by more than 95% (not necessary to rent fake load), saving operation and installation costs for users.

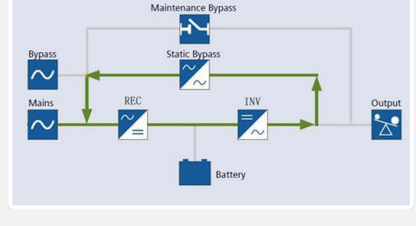

Value decomposition - Flexible

<< All hot swappable module design

- The system supports phased deployment and capacity expansion on demand to reduce the initial investment cost of customers.
- Both bypass module and power module support online hot plug, the operation is easy and safe, and the MTTR is less than 5minutes.



<< Multiple and flexible configurations

- Three switch built-in configuration solutions are selected on demand to save power distribution system and user investment.
- The top and bottom incoming cables are compatible, seamlessly adapt to the on-site distribution layout and save space.



<< Cold start function

When main power fail, the system supports direct battery startup to meet the requirements of multi scenario applications, easy for pre-check after installation.



<< Adjustable battery configurations

The ultra-wide battery regulation 30-44 units range helps to accurately match the battery capacity and flexibly utilize the old battery pack on site, saving customer investment.



Value decomposition - Intelligent

<< Touch screen for visual control

- 10 inch color touch screen: graphical display and abundant functions are available.
- Main page can directly show the current working status. All the running information of each part can be checked from display.

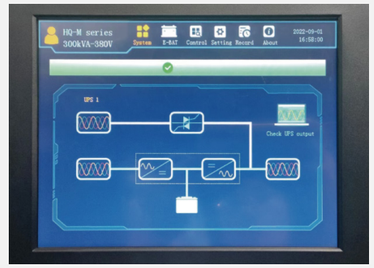

<< Intelligent battery management

UPS can interacts with the lithium battery BMS system in real time to realize the intelligent management and linkage of the UPS to the battery and prevent the battery from getting out of control.



<< Abundant communication interfaces

Abundant communication interfaces and networking forms help to flexibly monitor the real-time operation status of UPS system:RS232/RS485/Dry contact/SNMP.



<< Complete Digital control

- Advanced dual DSP control technology, accurate and fast data processing, optimized circuit design, fast fault self-diagnosis and processing capabilities.
- Digital parallel current sharing technology: ensure the high power quality for IT equipment, and ensure the safe operation of user equipment.

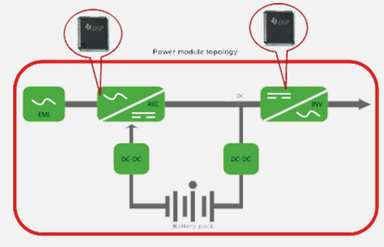

HQ-M Composition



1. 10 inch touch screen
2. Communication interface
3. Bypass module
4. Power module
5. Mechanical frame
6. Dust-proof net
7. Mains switch
8. Bypass switch
9. Maintenance bypass switch
10. Output switch

Value decomposition - Intelligent

<< Power module

- 2U height for 20/25/30kVA modules.
- 3U height for 40/50/60kVA modules.



60kVA



50kVA

<< Bypass module

The bypass module can provide continuous power supply for load in case the power modules are out of work. The bypass module features concentrated design, also provides abundant communication interfaces.



<< SNMP card (Optional)

The SNMP card supports remote monitor for the UPS, all running status and working parameters will be displayed on the monitoring page. With the SNMP card, the UPS can be remotely controlled by the operators.



<< LBS communication cable

The LBS communication cable is for load bus Synchronization control when the outputs of 2 UPS systems should be synchronous, which can ensure the outputs are with the same frequency and phase.



<< Parallel communication cable

The parallel communication cables are used for parallel connection system, which can ensure the parallel UPS sustain and share the load at the same time, and make sure the system runs in a logic way.



Model	HQ-M40R	HQ-M50R	HQ-M80R	HQ-M100R	HQ-M120R	HQ-M150R
Rated Capacity	40kVA	50kVA	80kVA	100kVA	120kVA	150kVA
Power Module Capacity	20kVA	25kVA	20kVA	25kVA	20kVA	25kVA
Power Module Quantity	2		4		6	
Input						
Wiring Configuration	3 Phase+N+PE					
Rated Voltage	380/400/415VAC(line-line)					
Rated Frequency	50/60Hz					
Voltage Range	305VAC ~ 477VAC（line-line）full load； 304VAC ~ 228VAC (line-line) load derating linearly from 100% to 80%					
Frequency Range	40Hz~70Hz					
Power Factor	>0.99					
THDi	< 3%（linear full load）； < 5%（non-linear full load）					
Bypass						
Rated Voltage	380/400/415VAC(line-line)					
Voltage Range	Default -20% ~ +15%； settable, upper limit:+10%,+15%,+20%,+25%； lower limit:-10%,-15%, -20%, -30%,-40%					
Frequency Range	Rated frequency 50/60Hz； frequency range can be set ±0.5Hz,±1Hz,±2Hz,±3Hz,±10%Hz(by default)					
Overload Capacity	110% for long run ； >150% for 200ms					
Battery						
Battery Voltage	±192VDC（360 ~ 528VDC； 30 ~ 44 units settable，defaulted by 32 units）					
Output						
Rated Voltage	380V/400V/415V(line-line)					
Rated Frequency	50/60Hz					
Power Factor	1					
Voltage Accuracy	≤±1.0%@ balanced load； ≤±5.0%@ unbalanced load					
Frequency Accuracy	50/60Hz±0.01%					
Frequency Tracking Range	Settable，±0.5Hz~±5Hz ;±3Hz					
THDu	≤2%(100% linear load) , ≤4%(nonlinear load)					
Three-Phase Phase Accuracy	120°±1°					
Crest Factor	3:1					
Overload Capacity	< 105%，long run； < 110%，60mins ； 110 ~ 125%，10mins； > 125 ~ 150%，1mins； > 150%，200ms					
System						
Efficiency	96%@ double conversion mode，⩾99%@ECO mode					
Display	5" LCD touch screen					
Cable Entry	Bottom entry				Rear Entry	
Language	Chinese, English; optional: Russian,Italian, Spanish, German, etc.					
Protection Class	IP20					
Communication	RS232/RS485/SNMP card（optional）/ dry contact (optional)					
Working Condition	Temperature：0~40℃ ； humidity：0~95%(no condensation)					
Noise	<60dB@1 meter					
Altitude	<1000 meters, derating, > 1000 meters, derating 1% if every 100 meters increased					
Cabinet Type	2 modules		4 modules		6 modules	
Dimension						
System W x D x H (mm)	482.6 x 800 x 353.2(8U)		482.6 x 800 x 531(12U)		482.6 x 900 x 796(18U)	
Module W x D x H (mm)	440 x 690 x 86(2U)					
Weight						
Frame(kg)	56		64		80	
Module(kg)	24(20kVA)、25(25kVA)					

* Specifications are subject to change without prior notice.

Model	HQ-M150R	HQ-M180R
Rated Capacity	150kVA/150kW	180kVA/180kW
Power Module Capacity	50kVA	60kVA
Power Module Quantity	3	
Input		
Wiring Configuration	3 Phase+N+PE	
Rated Voltage	380/400/415VAC(line-line)	
Rated Frequency	50/60Hz	
Voltage Range	304 ~ 478Vac* Voltage Range (full load)	
Frequency Range	40Hz~70Hz	
Power Factor	>0.99	
THDi	< 3%（linear full load）； < 5%（non-linear full load）	
Bypass		
Rated Voltage	380/400/415VAC(line-line)	
Voltage Range	Default -20% ~ +15%； settable, upper limit:+10%,+15%,+20%,+25%； lower limit:-10%,-15%, -20%, -30%,-40%	
Frequency Range	Rated frequency 50/60Hz； frequency range can be set ±0.5Hz,±1Hz,±2Hz,±3Hz,±10%Hz(by default)	
Overload Capacity	110% for long run ； >150% for 200ms	
Battery		
Battery Voltage	±240VDC(360~600VDC;30~50 units settable,defaulted by 40 units)	
Output		
Rated Voltage	380V/400V/415V(line-line)	
Rated Frequency	50/60Hz	
Power Factor	1	
Voltage Accuracy	≤±1.0%@ balanced load； ≤±5.0%@ unbalanced load	
Frequency Accuracy	50/60Hz±0.01%	
Frequency Tracking Range	Settable，±0.5Hz~±5Hz ;±3Hz	
THDu	≤2%(100% linear load) , ≤4%(nonlinear load)	
Three-Phase Phase Accuracy	120°±1°	
Crest Factor	3:1	
Overload Capacity	< 105%，long run； < 110%，60mins ； 110 ~ 125%，10mins； > 125 ~ 150%，1mins； > 150%，200ms	
System		
Efficiency	96%@ double conversion mode，⩾99%@ECO mode	
Display	10" LCD touch screen	
Cable Entry	Rear entry	
Language	Chinese, English; optional: Russian,Italian, Spanish, German, etc.	
Protection Class	IP20	
Communication	RS232/RS485/SNMP card（optional）/ dry contact (optional)	
Working Condition	Temperature：0~40℃ ； humidity：0~95%(no condensation)	
Noise	<60dB@1 meter	
Altitude	<1000 meters, derating, > 1000 meters, derating 1% if every 100 meters increased	
Cabinet Type	3 modules	
Dimension		
System W x D x H (mm)	482.6×850×711（16U）	
Module W x D x H (mm)	440×720×130（3U）	
Weight		
Frame(kg)	66	
Module(kg)	32.5（40kVA）/ 33.5（50kVA）/ 35（60kVA）	

* Specifications are subject to change without prior notice.

Model	HQ-M80	HQ-M100	HQ-M140	HQ-M175	HQ-M240	HQ-M300
Rated Capacity	80kVA	100kVA	140kVA	175kVA	240kVA	300kVA
Power Module Capacity	20kVA	25kVA	20kVA	25kVA	20kVA	25kVA
Power Module Quantity	4		7		12	
Input						
Wiring Configuration	3 Phase+N+PE					
Rated Voltage	380/400/415VAC(line-line)					
Rated Frequency	50/60Hz					
Voltage Range	304VAC ~ 478VAC（line-line）full load； 304VAC ~ 228VAC (line-line) Load derating linearly from 100% to 80%					
Frequency Range	40Hz~70Hz					
Power Factor	>0.99					
THDi	< 3%（linear full load）； < 5%（non-linear full load）					
Bypass						
Rated Voltage	380/400/415VAC(line-line)					
Voltage Range	Default -20% ~ +15%；settable, upper limit:+10%,+15%,+20%,+25%；lower limit:-10%,-15%, -20%, -30%,-40%					
Frequency Range	Rated frequency 50/60Hz；frequency range can be set ±0.5Hz,±1Hz,±2Hz,±3Hz,±10%Hz(by default)					
Overload Capacity	110% for long run ； >150% for 200ms					
Battery						
Battery Voltage	±192VDC（360 ~ 528VDC；30 ~ 44 units settable，defaulted by 32 units）					
Output						
Rated Voltage	380V/400V/415V(line-line)					
Rated Frequency	50/60Hz					
Power Factor	1					
Voltage Accuracy	≤±1.0%@ balanced load；≤±5.0%@ unbalanced load					
Frequency Accuracy	50/60Hz±0.01%					
Frequency Tracking Range	Settable，±0.5Hz~±5Hz ;±3Hz					
THDu	≤2%(100% linear load), ≤4%(nonlinear load)					
Three-phase Phase Accuracy	120°±1°					
Crest Factor	3:1					
Overload Capacity	< 105%，long run； < 110%，60mins； 110 ~ 125%，10mins； > 125 ~ 150%，1mins； > 150%，200ms					
System						
System Efficiency	≥96%@ double conversion mode，≥99%@ECO mode					
Display	7" touch screen + LED					
Cable Entry	Bottom entry		Top entry and bottom entry		Top Entry	
Standards	IEC62040-1-1; IEC62040-2; IEC62040-3					
Protection Class	IP20					
Feeder Protection	Standard: isolating switch, optional: fuse					
Communication	RS232/ RS485/ SNMP（optional）/ Dry contact card (optional)					
Options	Dust-proof net, lightning protection module, LBS cable, earthquake-proof components, temperature and humidity sensor					
Working Condition	Temperature：0 ~ 40℃； humidity：0~95%(no condensation)					
Noise	<65dB@1 meter					
Altitude	<1000 meters, no derating, > 1000 meters, derating 1% if every 100 meters increased					
Cabinet Type	4 modules		7 modules		12 modules	
Dimension						
System W x D x H (mm)	600 x 850 x 1200		600 x 850x 1600		600 x 1010 x 2000	
Module W x D x H (mm)	440 x 690 x 86（2U）					
Weight						
Frame(kg)	145		210		239	
Module(kg)	24(20kVA)、25(25kVA)					

Model	HQ-M200	HQ-M300	HQ-M400	HQ-M500	HQ-M600	HQ-M800
Rated Capacity	200kVA	300kVA	400kVA	500kVA	600kVA	800kVA
Power Module Capacity	50/60kVA					60kVA
Power Module Quantity	4+1	6+1/5+2	8+4	10+2	12	14
Input						
Wiring Configuration	3 Phase+N+PE					
Rated Voltage	380/400/415VAC(line-line)					
Rated Frequency	50/60Hz					
Voltage Range	304VAC ~ 478VAC（line-line）full load； 304VAC ~ 228VAC(line-line) load derating linearly from 100% to 80%					
Frequency Range	40Hz~70Hz					
Power Factor	>0.99					
THDi	< 3%（linear full load）； < 5%（non-linear full load）					
Bypass						
Rated Voltage	380/400/415VAC(line-line)					
Voltage Range	Default -20% ~ +15%；settable, upper limit:+10%,+15%,+20%；lower limit:-10%, -20%, -30%,-40%					
Frequency Range	Rated frequency 50/60Hz；frequency range can be set ±0.5Hz,±1Hz,±2Hz,±3Hz,±10%Hz(by default)					
Overload Capacity	110% for long run，> 150% for 200ms					
Battery						
Battery Voltage	±240VDC（360 ~ 600VDC；30 ~ 50 units settable，defaulted by 40 units）					
Output						
Rated Voltage	380V/400V/415V(line-line)					
Power Factor	1					
Rated Frequency	50/60Hz					
Voltage Accuracy	≤±1.0%@ balanced load；≤±5.0%@ unbalanced load					
Frequency Accuracy	50/60Hz±0.01%					
Frequency Tracking Range	Settable，±0.5Hz~±5Hz ;±3Hz					
THDu	≤2%(100% linear load), ≤4%(nonlinear load)					
Three-phase Phase Accuracy	120°±1°					
Crest Factor	3:1					
Overload Capacity	< 105%，long run； < 110%，60mins； 110 ~ 125%，10mins； > 125 ~ 150%，1mins； > 150%，200ms					
System						
Efficiency	96.5%@ double conversion mode					
Display	10.4" touch screen +LED					
Cable Entry	Support top entry and bottom entry					Top entry
Standards	IEC62040-1-1; IEC62040-2; IEC62040-3					
Protection Class	IP20					
Options	SNMP card、parallel components, lightning protection components, dust-proof net, LBS, dry contact card					
Working Condition	Temperature：0~40℃； humidity：0~95%(no condensation)					
Noise	< 70dB @ 1meter					
Altitude	<1000 meters, no derating, > 1000 meters, derating 1% if every 100 meters increased					
Cabinet Type	5 modules	7 modules	12 modules			14 modules
Dimension						
System W x D x H (mm)	600 x 850 x 2000	600 x 1100 x 2000	1000 x 1100 x 2000			1800 x 850 x 2000
Module W x D x H (mm)	440 x 720 x 130 (3U)					
Weight						
Frame(kg)	190	286.5	372.5			610
Module(kg)	33.5(50kVA)、35(60kVA)					

* Specifications are subject to change without prior notice.
* Output derating when battery units are 30/32/34.

HQ-MS625 Energy Storage Modular UPS

Product Introduction

EVADA HQ-MS Series 125–625 kVA HVDC UPS, equipped with 125 kVA/3U power modules, features a streamlined high-capacity architecture that integrates the functions of a traditional modular UPS and an energy-storage PCS. It is designed for the AIDC sector's requirements for high power, high density, high efficiency, and intelligent operation, while supporting smooth migration to future 800 VDC bus applications.

Power Range

125 ~ 625 kVA

Application

Suitable for telecom operators, Internet, finance, cloud services, government, education, medical, large enterprises, transportation, energy, and etc. It provides reliable power supply protection for all kinds of IT equipment and power loads, while meeting energy storage applications such as impact load peak shaving, IT dynamic capacity expansion, and energy storage peak-valley arbitrage.

Features

Safe & Reliable

- Core components such as power modules, control modules, and communication links are fully redundantly designed, completely eliminating single-point failure risks.
- Adopts a low-thermal-resistance independent dual-air-duct design with no mixed airflow, delivering excellent heat dissipation, effectively reducing core device operating temperature, extending equipment service life, and improving overall operational stability.
- Power modules use an integrated hard-connection design, eliminating traditional complex wiring and fundamentally preventing safety issues such as loose connections and cable aging.
- Supports bus capacitor and fan life prediction, real-time monitoring of busbar connection temperature, dust removal reminders, and active dust removal to avoid potential risks in advance and ensure all-round system stable operation.

High Efficiency & Energy Saving

- Inverter efficiency reaches up to 99%, with light-load intelligent hibernation to significantly reduce long-term O&M energy consumption.
- Enhanced ECO mode efficiency reaches up to 99.2%, supporting active harmonic management and seamless operating mode switching to optimize power supply quality.
- Adopts a bidirectional inverter architecture to realize bidirectional energy flow, supporting full-power charge/discharge and efficient energy conversion.
- Simplifies front-end input power distribution structure, achieving deep integration of power supply and distribution, greatly reducing equipment footprint; at the same time reducing power distribution and cable procurement costs and shortening on-site construction time.

Intelligent Management

- Automatically records waveform data for 100 ms before and after a fault (200 ms total), providing accurate evidence for fault analysis and rapid troubleshooting.
- Compatible with lead-acid battery and lithium battery BMS access, integrating external switch detection, smoke detection, and temperature/humidity monitoring to realize single-unit and parallel-system integrated intelligent monitoring.
- Enhanced ECO, battery inverter, and combined power supply modes are all equipped with AI self-diagnosis and adaptive regulation to flexibly match power supply and energy storage needs in different scenarios.

Simple & Flexible

- Battery circuit adopts a no-neutral-line design, reducing cable usage and on-site installation labor and cost.
- Supports single-unit black start and parallel-system battery sharing, allowing the inverter to start and supply load even without utility power.
- Fully modular design supports on-demand deployment and smooth expansion, compatible with future 800V DC bus system upgrades.
- Power modules, bypass modules, control modules, and monitoring modules all support hot-swapping, enabling 5-minute non-stop online maintenance.
- Integrates energy storage PCS function, supporting utility-battery combined power supply and utility power limiting, suitable for AI impact load peak shaving, IT dynamic capacity expansion, energy storage peak-valley arbitrage, and other diverse scenarios.



Model	HQ-MS625
Capacity	625 kVA
Max. Modules Supported	6
Max. Modules Supported	125kVA/3U(100kVA/3U optional)
Bypass Input	
Wiring Configuration	Three-phase + N + PE
Rated Line Voltage	380/400/415 Vac
Rated Frequency	50/60 Hz
Input Voltage Range	Default -10% ~ +10%, adjustable Voltage upper limit: +10%, +15%, +20% Voltage lower limit: -10%, -15%, -20%, -30%, -40%
Input Frequency Range	±6 Hz (adjustable 0.5 ~ 6 Hz, default ±2.5 Hz)
Power Factor (full load, EnhancedECO mode)	>0.99
Current Harmonic (THDi, full load, Enhanced ECO mode)	<3%
Bypass Overload Capacity	Load ⩽110%: long-term operation 110% < Load ⩽125%: 10 minutes 125% < Load ⩽150%: 1 minute Load >150%: 200 ms protection
Inverter Output	
Rated line voltage	380/400/415 Vac
Output Power Factor	1.0 (adjustable -1 ~ +1)
Rated Frequency	50/60 Hz
Voltage Accuracy	380/400/415 Vac ±1%
Frequency Accuracy	Track bypass; Internal sync: 50/60 Hz ±0.1 Hz
Frequency Tracking Range	±0.5 Hz ~ ±2 Hz (adjustable, default ±0.5 Hz)
Three-phase Voltage Unbalance	<±3%
Three-phase Phase Accuracy	120° ±1° (applicable to balanced / 100% unbalanced load)
Voltage Waveform Distortion (THDu)	Linear load ⩽1%; Non-linear load ⩽3%
Inverter Overload Capacity	Load ⩽105%: long-term operation 105% < Load ⩽110%: 60 minutes then transfer to bypass 110% < Load ⩽125%: 10 minutes then transfer to bypass 125% < Load ⩽150%: 1 minute then transfer to bypass

Model	HQ-MS625
System	
Bypass Main Supply Efficiency	Max. 99.2%
Battery Inverter Efficiency	Max. 99%
Bypass-Inverter Transfer Time	⩽2 ms
Interface	10-inch touch screen + LED indicators
Cable Entry	Top entry
Protection Level	IP20
Standards	Safety: IEC 62040-1-1 EMC: IEC 62040-2 Design & Test: IEC 62040-3
Communication Interfaces	RS485, RS232, CAN, SNMP, dry contacts; supports Modbus TCP/RTU, SNMP, CAN, and other protocols
Operating Noise	<68 dB at 1 m
Working Environment	
Operating Temperature	0 ~ 40 °C
Relative Humidity	0 ~ 95% (no condensation)
Altitude Requirement	0 ~ 1500 m; above 1500 m, derate according to EN/IEC 62040-3
Dimension	
Frame (W × D × H)	800 × 1000 × 2000 mm (optional built-in input/output breaker)
Power Module (W × D × H)	580 × 700 × 132 mm (3U)
Weight	
Frame	490 kg
Power Module	45 kg

*If the equipment operates beyond the rated conditions, it will automatically derate.
Product specifications are subject to change without notice.

HQ-M Series Modular UPS 100&125KW

Power Range

Three-phase in / three-phase out, double-conversion online operation: 100–1250kVA

Application

Telecom, internet, government, education, healthcare, enterprise, finance, transportation, energy and other sectors

Features

Simple & Flexible

- Capacity scalable with power modules, reducing initial investment;
- Both bypass and power modules support online hot swapping, with maintenance time < 5 minutes;
- Neutral-free battery string design supports 30-50 battery cells, reducing battery distribution and cableing costs;
- Supports battery start, enabling emergency startup without mains power;
- Standard four-switch design, with an optional single maintenance switch version; compatible with power module applications;

High Efficiency & Energy Saving

- Efficiency up to 97.5% (98.5%; high-efficiency version available) in double-conversion mode for efficient, energy-saving operation;
- Input THDi < 2% and input power factor > 0.99, reducing harmonic pollution to the grid;
- Enhanced ECO mode with efficiency up to 99%, supporting active filtering and seamless transfer to improve power quality;
- Intelligent self-aging function cuts aging-test energy consumption by over 97%, eliminating the need for external load banks and lowering teating and setup costs;
- Intelligent sleep mode: power modules rotate automatically and periodically, extending system service life and improving operating efficiency.



Power module

Intelligent Management

- 10-inch color touchscreen with graphical interface and redundant touch/keypad dual operation, enabling intelligent management of operating data and status;
- Real-time information exchange with the lithium battery BMS for intelligent management and linked protection, preventing battery thermal runaway;
- Rich communication interfaces and networking methods for real-time monitoring of UPS operating status;
- Dust-removal reminder and active dust removal reduce potential safety hazards;
- Intelligent recording of waveforms before and after an event helps rapid on-site fault location and analysis.

Safe & Reliable

- Power modules, control modules and parallel communication links all adopt redundant design, eliminating single points of failure;
- Proprietary patented parallel technology ensures the reliability of multi-module parallel operation;
- Supports normal load operation at 50°C ambient without transferring to bypass, ensuring high power supply reliability;
- Fan modules can be pulled out as a whole for easy replacement and worry-free O&M;
- Supports DC-bus capacitor and fan life prediction.
- Compatible with Generator: with power walk in function, reducing the generator start current to UPS;



400-625kVA



800-1250kVA



625kVA

Model	HQ-M400	HQ-M500	HQ-M600	HQ-M625
Rated Capacity	400 kVA	500 kVA	600 kVA	625 kVA
Power Module Quantity	4+2	5+1/4+2	6	5+1
Power Module Capacity	100kVA/125kVA			
Input				
Wiring Configuration	3 Phase+N+PE			
Rated Voltage	380/400/415Vac (line-line)			
Rated Frequency	50/60 Hz			
Voltage Range	138Vac–478Vac (138–304Vac: linear derating; 305–478Vac: no derating)			
Frequency Range	40Hz~70Hz			
Power Factor	>0.99			
THDi	THDi<2% (linear full load); THDi<3% (non-linear full load)			
Bypass				
Rated Voltage	380/400/415Vac (line-line)			
Voltage Range	Default -20% to +15%; settable, upper limit:+10%,+15%,+20%; lower limit:-10%, -15%, -20%, -30%,-40%			
Frequency Range	Rated frequency 50/60Hz; frequency range can be set ±10%(by default), ±20%			
Overload Capacity	110% for long run			
Battery				
Battery Voltage	480Vdc (360~600Vdc; 30~50 units settable,defaulted by 40 units,without N line)			
Output				
Rated Voltage	380/400/415Vac (line voltage)			
Power Factor	1.0			
Rated Frequency	50/60Hz			
Voltage Accuracy	⩽±1.0%@ balanced load; ⩽±3.0%@ unbalanced load			
Frequency Accuracy	50/60Hz ± 0.05%			
Frequency Tracking Range	Default ±10%，Settable, ±0.5Hz, ±1Hz, ±3Hz,			
THDu	⩽2% (linear full load), ⩽4% (non-linear full load)			
Three-phase Phase Accuracy	120°±1°			
Crest Factor	3：1			
Overload Capacity	<105%, long run; <110%, 60mins; 110～125%, 10mins; >125~150%, 1mins; >150%, 200ms			
System				
Efficiency（double conversion）	97.5% (Standard Version); 98.5% (High-efficiency Version)			
Display	Touchscreen + keypad + LED			
Cable Entry	Top cable entry			
Standards	Safety: IEC62040-1-1; EMC: IEC62040-2; Design and test: IEC62040-3			
Ingress Protection	IP20			
Communication	RS232/RS485/CAN/SNMP/dry contact			
Options	Dust filter, surge protection module, seismic bracing kit, parallel kit, LBS cable, battery temp. sensor, BCB kit, bottom-entry side cabinet, top exhaust kit, dry contact card, SNMP card			
Working Environment	Temperature: 0–50°C; Humidity: 0–95% (non-condensing)			
Noise	<70dB @ 1 m			
Altitude	⩽1500m (derating per EN/IEC62040-3 above 1500m)			
Dimension				
Frame W x D x H (mm)	800 x 1000 x 2000			
Module W x D x H (mm)	580 x 690 x 132 (3U)			
Weight				
Frame (kg)	375	430	485	
Module (kg)	48 (100kVA) / 56.5 (125kVA)			

Model	HQ-M800	HQ-M875	HQ-M1000	HQ-M1200	HQ-M1250
Rated Capacity	800 kVA	875 kVA	1000 kVA	1200 kVA	1250 kVA
Power Module Quantity	8+4	7+5	10+2/8+4	12	10+2
Power Module Capacity	100kVA/125kVA				
Input					
Wiring Configuration	3 Phase+N+PE				
Rated Voltage	380/400/415Vac (line-line)				
Rated Frequency	50/60 Hz				
Voltage Range	138Vac–478Vac (138–304Vac: linear derating; 305–478Vac: no derating)				
Frequency Range	40Hz~70Hz				
Power Factor	>0.99				
THDi	THDi<2% (linear full load); THDi<3% (non-linear full load)				
Bypass					
Rated Voltage	380/400/415Vac (line-line)				
Voltage Range	Default -20% to +15%; settable, upper limit:+10%,+15%,+20%; lower limit:-10%, -15%, -20%, -30%,-40%				
Frequency Range	Rated frequency 50/60Hz; frequency range can be set ±10%(by default), ±20%				
Overload Capacity	110% for long run				
Battery					
Battery Voltage	480Vdc (360~600Vdc; 30~50 units settable,defaulted by 40 units,without N line)				
Output					
Rated Voltage	380/400/415Vac (line voltage)				
Power Factor	1.0				
Rated Frequency	50/60Hz				
Voltage Accuracy	⩽±1.0%@ balanced load; ⩽±3.0%@ unbalanced load				
Frequency Accuracy	50/60Hz ± 0.05%				
Frequency Tracking Range	Default ±10%，Settable, ±0.5Hz, ±1Hz, ±3Hz,				
THDu	⩽2% (linear full load), ⩽4% (non-linear full load)				
Three-phase Phase Accuracy	120°±1°				
Crest Factor	3：1				
Overload Capacity	<105%, long run; <110%, 60mins; 110～125%, 10mins; >125~150%, 1mins; >150%, 200ms				
System					
Efficiency（double conversion）	97.5% (Standard Version); 98.5% (High-efficiency Version)				
Display	Touchscreen + keypad + LED				
Cable Entry	Top cable entry				
Standards	Safety: IEC62040-1-1; EMC: IEC62040-2; Design and test: IEC62040-3				
Ingress Protection	IP20				
Communication	RS232/RS485/CAN/SNMP/dry contact				
Options	Dust filter, surge protection module, seismic bracing kit, parallel kit, LBS cable, battery temp. sensor, BCB kit, bottom-entry side cabinet, top exhaust kit, dry contact card, SNMP card				
Working Environment	Temperature: 0–50°C; Humidity: 0–95% (non-condensing)				
Noise	<70dB @ 1 m				
Altitude	⩽1500m (derating per EN/IEC62040-3 above 1500m)				
Dimension					
Frame W x D x H (mm)	1500 x 1000 x 2000				
Module W x D x H (mm)	580 x 690 x 132 (3U)				
Weight					
Frame (kg)	850				
Module (kg)	48 (100kVA) / 56.5 (125kVA)				

* Specifications are subject to change without prior notice.

Laos Golden Triangle Special Economic Zone

20 units of HQ-M series UPS were used in this project to provide high-quality power supply for five buildings





Xinchuang Cloud Data Center

3 units of 500KVA HQ-M series UPS were used in this project







Tianfu Cloud Computing Center

Tianfu Cloud Computing Center is the biggest datacenter in Sichuang Province, Evada provides 20 units of HQ-M series 600KVA UPS in this project

The Big Data Center for IoT

Several sets of 500kVA HQ-M series UPS were used in this project





Fuzhou Metro

There are 9 lines with a total length of 338.12km in Fuzhou urban rail transit network planning. Evada HQ-M Series modular UPS provides reliable power supply guarantee for Fuzhou Metro Hub







More Cases:

Telecommunication Operator Data Center project in Russia
Affiliated Hospital of Tianjin Armed Police Medical College Data Center
Henan Xinyang Central Hospital
Science and Technology Building of Tsinghua University
ABA Electric Power Co., Ltd. -State Grid Sichuan Project
Yinchuan Telecommunication Control Room Project
Qilu Petrochemical Headquarter Data Center Project
…



More Cases:

In Domodedovo, the Komus data center launched four HQ-M100 in parallel, everything is working as expected.